

MONTHLY REPORT OF DISBURSEMENTS
For the month of January 2025


Department : Department of Labor and Employment (DOLE)
 Agency/Entity : Professional Regulation Commission
 Operating Unit : Regional Office - III
 Organization Code (UACS) : 16 008 0300003
 Fund Cluster : 01 - Regular Agency Fund
 (e.g. UACS Fund Cluster: 01-Regular Agency Fund, 02-Foreign Assisted Projects Fund, 03-Special Account-Locally Funded/Domestic Grants Fund, etc.)


Particulars	Current Year Budget					Prior Year's Budget										SUB-TOTAL	Trust Liabilities				Grand Total					Remarks				
	PS	MOOE	FinEx	CO	TOTAL	Prior Year's Accounts Payable					Current Year's Accounts Payable						TOTAL	PS	MOOE	CO	TOTAL	PS	MOOE	FinEx	CO		TOTAL			
						PS	MOOE	FinEx	CO	Sub-Total	PS	MOOE	FinEx	CO	Sub-Total													17=(11+16)	18=(6+17)	19
1	2	3	4	5	6=(2+3+4+5)	7	8	9	10	11=(7+8+9+10)	12	13	14	15	16=	17=(11+16)	18=(6+17)	19	20	21	22=(19+20+21)	23	24	25	26	27=(23+24+25+26)	28			
CASH DISBURSEMENTS	1,134,128.34	95,732.24	0.00	0.00	1,229,860.58	51,300.10	37,647.92	0.00	0.00	88,948.02	0.00	71,529.00	0.00	0.00	71,529.00	160,477.02	1,390,337.60	0.00	0.00	0.00	0.00	1,185,428.44	204,909.16	0.00	0.00	1,390,337.60				
Notice of Cash Allocation (NCA)	1,134,128.34	95,732.24	0.00	0.00	1,229,860.58	51,300.10	37,647.92	0.00	0.00	88,948.02	0.00	71,529.00	0.00	0.00	71,529.00	160,477.02	1,390,337.60	0.00	0.00	0.00	0.00	1,185,428.44	204,909.16	0.00	0.00	1,390,337.60				
MDS Checks Issued	3,023.80	56,081.71	0.00	0.00	59,105.51	3,023.80	0.00	0.00	0.00	3,023.80	0.00	0.00	0.00	0.00	0.00	3,023.80	62,129.31	0.00	0.00	0.00	0.00	6,047.60	56,081.71	0.00	0.00	62,129.31				
Advice to Debit Account	1,131,104.54	39,650.53	0.00	0.00	1,170,755.07	48,276.30	37,647.92	0.00	0.00	85,924.22	0.00	71,529.00	0.00	0.00	71,529.00	157,453.22	1,328,208.29	0.00	0.00	0.00	0.00	1,179,380.84	148,827.45	0.00	0.00	1,328,208.29				
Notice of Transfer Allocations (NTA)	0.00	0.00	0.00	0.00	0.00	0.00	0.00	0.00	0.00	0.00	0.00	0.00	0.00	0.00	0.00	0.00	0.00	0.00	0.00	0.00	0.00	0.00	0.00	0.00	0.00	0.00	0.00			
MDS Checks Issued	0.00	0.00	0.00	0.00	0.00	0.00	0.00	0.00	0.00	0.00	0.00	0.00	0.00	0.00	0.00	0.00	0.00	0.00	0.00	0.00	0.00	0.00	0.00	0.00	0.00	0.00	0.00	0.00		
Advice to Debit Account	0.00	0.00	0.00	0.00	0.00	0.00	0.00	0.00	0.00	0.00	0.00	0.00	0.00	0.00	0.00	0.00	0.00	0.00	0.00	0.00	0.00	0.00	0.00	0.00	0.00	0.00	0.00	0.00		
Working Fund for FAPs	0.00	0.00	0.00	0.00	0.00	0.00	0.00	0.00	0.00	0.00	0.00	0.00	0.00	0.00	0.00	0.00	0.00	0.00	0.00	0.00	0.00	0.00	0.00	0.00	0.00	0.00	0.00	0.00		
Cash Disbursement Ceiling (CDC)	0.00	0.00	0.00	0.00	0.00	0.00	0.00	0.00	0.00	0.00	0.00	0.00	0.00	0.00	0.00	0.00	0.00	0.00	0.00	0.00	0.00	0.00	0.00	0.00	0.00	0.00	0.00	0.00		
TOTAL CASH DISBURSEMENTS	1,134,128.34	95,732.24	0.00	0.00	1,229,860.58	51,300.10	37,647.92	0.00	0.00	88,948.02	0.00	71,529.00	0.00	0.00	71,529.00	160,477.02	1,390,337.60	0.00	0.00	0.00	0.00	1,185,428.44	204,909.16	0.00	0.00	1,390,337.60				
NON-CASH DISBURSEMENTS	178,128.26	287.85	0.00	0.00	178,416.11	0.00	979.75	0.00	0.00	979.75	0.00	7,971.00	0.00	0.00	7,971.00	8,950.75	187,366.86	0.00	0.00	0.00	0.00	178,128.26	9,238.60	0.00	0.00	187,366.86				
Tax Remittance Advices Issued (TRA)	178,128.26	287.85	0.00	0.00	178,416.11	0.00	979.75	0.00	0.00	979.75	0.00	7,971.00	0.00	0.00	7,971.00	8,950.75	187,366.86	0.00	0.00	0.00	0.00	178,128.26	9,238.60	0.00	0.00	187,366.86				
Non-Cash Availment Authority (NCAA)	0.00	0.00	0.00	0.00	0.00	0.00	0.00	0.00	0.00	0.00	0.00	0.00	0.00	0.00	0.00	0.00	0.00	0.00	0.00	0.00	0.00	0.00	0.00	0.00	0.00	0.00	0.00	0.00		
Disbursements effected through outright deductions from claims (please specify...)	0.00	0.00	0.00	0.00	0.00	0.00	0.00	0.00	0.00	0.00	0.00	0.00	0.00	0.00	0.00	0.00	0.00	0.00	0.00	0.00	0.00	0.00	0.00	0.00	0.00	0.00	0.00	0.00		
Overpayment of expenses(e.g. personnel benefits)	0.00	0.00	0.00	0.00	0.00	0.00	0.00	0.00	0.00	0.00	0.00	0.00	0.00	0.00	0.00	0.00	0.00	0.00	0.00	0.00	0.00	0.00	0.00	0.00	0.00	0.00	0.00	0.00	0.00	
Restitution for loss of government property	0.00	0.00	0.00	0.00	0.00	0.00	0.00	0.00	0.00	0.00	0.00	0.00	0.00	0.00	0.00	0.00	0.00	0.00	0.00	0.00	0.00	0.00	0.00	0.00	0.00	0.00	0.00	0.00	0.00	
Liquidated damages and similar claims	0.00	0.00	0.00	0.00	0.00	0.00	0.00	0.00	0.00	0.00	0.00	0.00	0.00	0.00	0.00	0.00	0.00	0.00	0.00	0.00	0.00	0.00	0.00	0.00	0.00	0.00	0.00	0.00	0.00	
Others(TEF, BTr-Documentary Stamp Tax, etc.)	0.00	0.00	0.00	0.00	0.00	0.00	0.00	0.00	0.00	0.00	0.00	0.00	0.00	0.00	0.00	0.00	0.00	0.00	0.00	0.00	0.00	0.00	0.00	0.00	0.00	0.00	0.00	0.00	0.00	
TOTAL NON-CASH DISBURSEMENTS	178,128.26	287.85	0.00	0.00	178,416.11	0.00	979.75	0.00	0.00	979.75	0.00	7,971.00	0.00	0.00	7,971.00	8,950.75	187,366.86	0.00	0.00	0.00	0.00	178,128.26	9,238.60	0.00	0.00	187,366.86				
GRAND TOTAL	1,312,256.60	96,020.09	0.00	0.00	1,408,276.69	51,300.10	38,627.67	0.00	0.00	89,927.77	0.00	79,500.00	0.00	0.00	79,500.00	169,427.77	1,577,704.46	0.00	0.00	0.00	0.00	1,363,556.70	214,147.76	0.00	0.00	1,577,704.46				


SUMMARY

Particulars	Previous Report	This Month	As at Date
(1)	(2)	(3)	(4)
Total Disbursement Authorities Received	0.00	3,235,366.86	3,235,366.86
NCA	0.00	3,048,000.00	3,048,000.00
NTA	0.00	0.00	0.00
Working Fund	0.00	0.00	0.00
TRA	0.00	187,366.86	187,366.86
CDC	0.00	0.00	0.00
NCAA	0.00	0.00	0.00
Less: Notice of Transfer of Allocations (NTA)* issued	0.00	0.00	0.00
Total Disbursement Authorities Available	0.00	3,235,366.86	3,235,366.86
Less:	0.00	0.00	0.00
Lapsed NCA	0.00	0.00	0.00
Disbursements	0.00	1,577,704.46	1,577,704.46
Less: Other Non-Cash Disbursements	0.00	0.00	0.00
Disbursements effected through outright deductions from claims	0.00	0.00	0.00
Overpayment of expenses(e.g. personnel benefits)	0.00	0.00	0.00
Restitution for loss of government property	0.00	0.00	0.00
Liquidated damages and similar claims	0.00	0.00	0.00
Others (e.g. TEF, BTr, Docs Stamp, etc.)	0.00	0.00	0.00
Add/Less: Adjustments (e.g. cancelled/staled checks)	0.00	0.00	0.00
Balance of Disbursement Authorities as at date	0.00	1,657,662.40	1,657,662.40
Total Disbursements Program	0.00	3,242,000.00	3,242,000.00
Less: *Actual Disbursements	0.00	1,577,704.46	1,577,704.46
(Over)/Under spending	0.00	1,664,295.54	1,664,295.54

Notes: * The use of NTA is discouraged
 Notes: ** Amounts should tally with the grand total disbursement (column 27).

Certified Correct:

 KNEIVEL V. PLACIDES
 Accountant
 Date: February 10, 2025 04:17 PM

Recommending Approval:

 KNEIVEL V. PLACIDES
 Officer-in-Charge FAD
 Date: February 10, 2025 04:18 PM

Approved By:

 PAUL H. ABAN
 Regional Director
 Date: February 10, 2025 04:30 PM